

The Outer Hebrides Community Appraisal Survey – Supplementary report for Stornoway

Research report for
Comhairle nan Eilean Siar &
Stornoway Community Planning Partnership



Ipsos MORI

Contents

Introduction	2
Stornoway Community Questions	4
Satisfaction with living in the Outer Hebrides	4
Priorities for a range of suggested development in Stornoway	4
Priorities for the Castle Grounds	6
Provision of facilities in Stornoway	7
The Lewis Karting Centre	8
Appendix: Stornoway Questionnaire	9

Introduction

This report contains the findings of the Stornoway Community Planning Partnership area questions included in the Outer Hebrides Community Survey 2007. This survey was conducted by Ipsos MORI Scotland on behalf of the Outer Hebrides Community Planning Partnership.

The survey was the first island-wide survey designed to gather information from all residents to inform the future development of the islands and local communities. It represented the key consultation device for the Partnership in their commitment to actively engage with local residents towards improving community vitality throughout the Western Isles.

As part of this, the Stornoway sustainable community area included a number of questions that were asked only of Stornoway residents (see figure 1 for boundaries of the Stornoway Sustainable Community Area). These include: perceptions of a number of suggested developments in Stornoway; priorities for the Castle Grounds; prospective household use of specific facilities if they were provided in Stornoway; and current levels of use of the Lewis Karting Centre.

Figure 1: Boundaries of the Stornoway Sustainable Community Area

Greater Stornoway Sustainable Community Area



Structure of the report

All households in the Outer Hebrides were invited to participate in the Community Survey by completing a paper questionnaire. Thirteen different versions of the questionnaire were designed, comprising of a core section of questions asked of all households in the Outer Hebrides and an additional section specifically designed to inform the unique local issues and challenges of each Sustainable Community Area. The additional section for Stornoway enabled local residents to be asked about issues that were specific to the local community.

The core report documents the major findings from questions contained in the core section of the questionnaire and indicates the overall picture of residents across the whole of the Outer Hebrides. This report provides supplementary analysis of the results from the questions asked specifically of residents in Stornoway. The data tables, available from Comhairle nan Eilean Siar, also provide a comparison of responses to the core questionnaire between residents on Stornoway and those in the rest of the Outer Hebrides.

Stornoway Community Questions

This chapter focuses on the responses from residents living in Stornoway regarding a number of topics specific to their local area. It details their views on a number of suggested developments in Stornoway. It considers the facilities that residents feel should be prioritised for the Castle Grounds. In addition, it considers whether they or anyone in their household would be likely to use a number of facilities if they were provided in Stornoway. Finally, it outlines current levels of household use of the Lewis Karting Centre.

Satisfaction with living in the Outer Hebrides

At the start of the questionnaire, residents were asked if they were satisfied with living on the islands. Most residents (93%) living in Stornoway are satisfied with the islands as a place to live. The overall satisfaction level across the Outer Hebrides was 94%.

Around half (48%) say they are very satisfied, while 45% say they are fairly satisfied with the islands as a place to live. Only 3% of residents who returned a questionnaire say that they are dissatisfied.

Priorities for a range of suggested development in Stornoway

Residents were asked how much of a priority should be given to nine suggested developments in the Stornoway area. For none of the developments suggests did the majority of residents consider to be a high priority (see Figure 2).

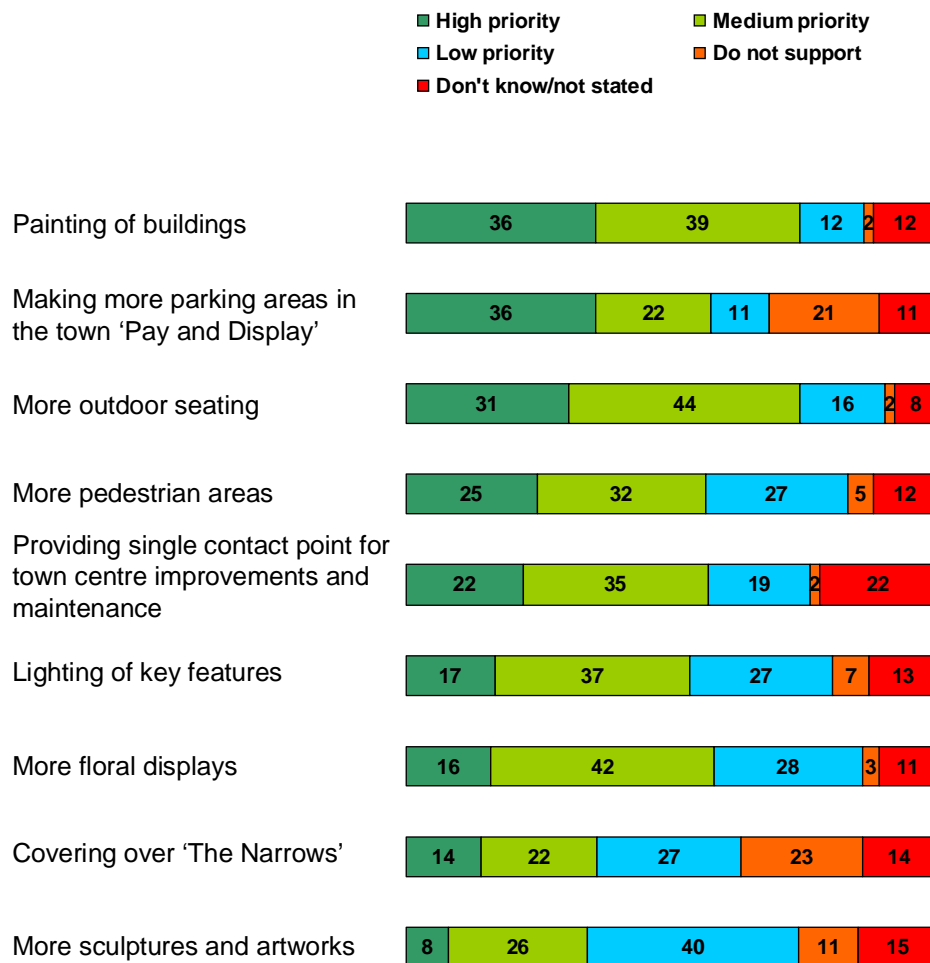
Residents are most likely to say that high priority should be given to the painting of buildings (36%), increasing the number of 'pay and display' parking areas (36%) and providing more outdoor seating (31%) and providing more pedestrian areas (25%).

Fewer residents considered the following suggestions to be a high priority: providing a single contact point for twon centre improvements and maintenance (22%); lighting of key features (17%); more floral displays (16%); covering over 'The Narrows'; and more sculptures and artworks (8%).

Opposition to these suggestions was highest for covering over ‘The Narrows’ (23%) and making more parking areas in the ‘Pay and Display’.

Figure 2: Prioritising developments in Stornoway

Q A number of developments have been suggested for Stornoway. How much of a priority, if any, should be given to the following in the area?



Base: All respondents (666)

Source: Ipsos MORI

Priorities for the Castle Grounds

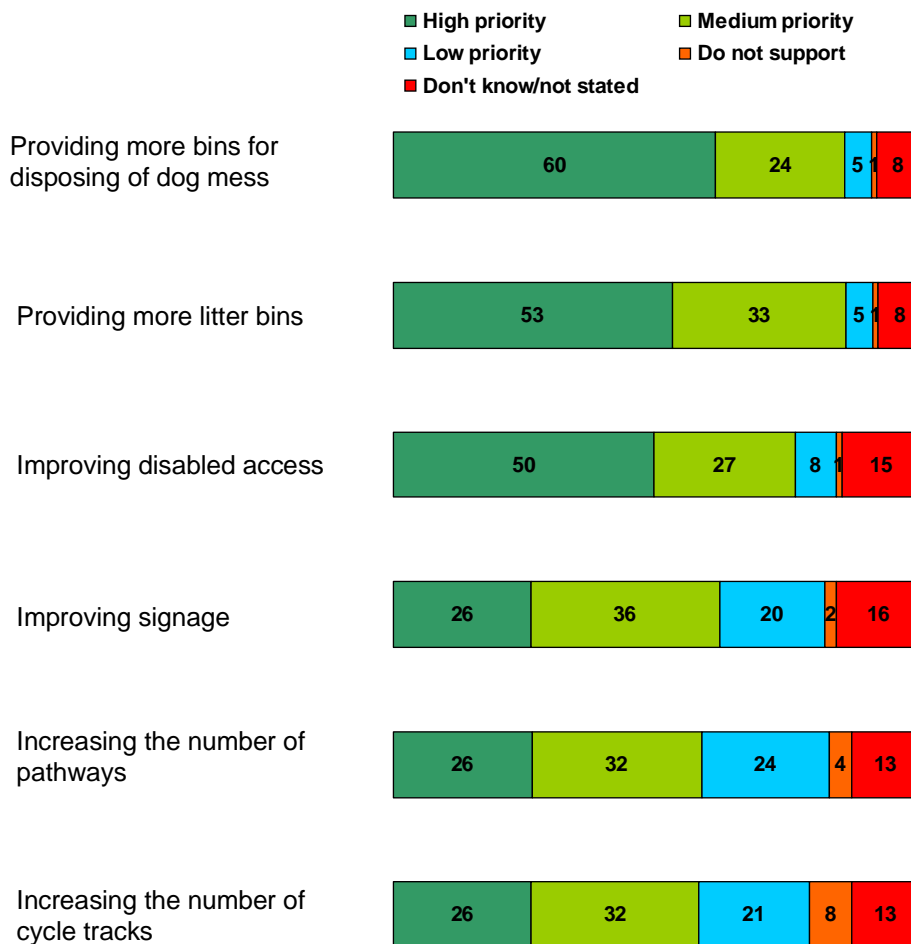
Residents were also asked specifically about the Castle Grounds and say how much of a priority should be given to increasing or improving 6 amenities (see Figure 3).

The majority of residents said that three amenities should be given a high priority: providing more bins for disposing of dog mess (60%); providing more litter bins (53%); and improving disabled access (50%).

Around a quarter of residents said that improving signage (26%), increasing the number of pathways (26%) and increasing the number of cycle tracks (26%) should be a high priority.

Figure 3: Prioritising facilities at the Castle Grounds

Q *Thinking of the Castle Grounds, how much of a priority, if any, should be given to the following....?*



Base: All respondents (666)

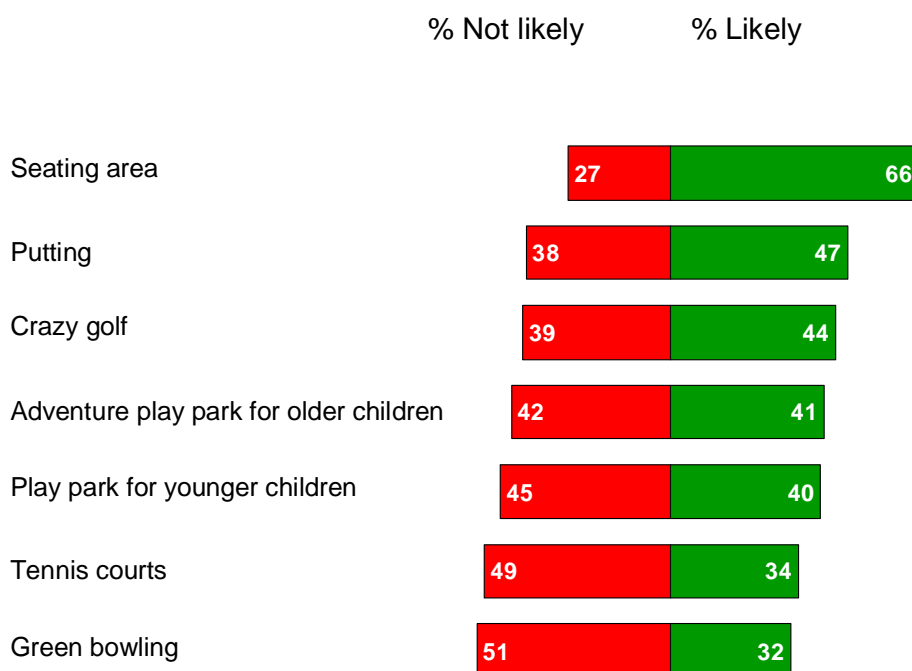
Source: Ipsos MORI

Provision of facilities in Stornoway

Residents were asked how likely they or their household would be to use specific facilities if they were provided in Stornoway. The majority of residents (66%) say they would be likely to use a seating area. Fewer residents said that, or the members of their household, would use putting facilities (47%), crazy golf (44%) and an adventure play park for older children (41%), a play park for younger children (40%), tennis courts (34%), or a bowling green facilities (32%).

Figure 4: Using leisure facilities in Stornoway

Q *How likely, if at all, would you, or anyone in your household be to use the following facilities if they were provided in Stornoway?*



Base: All respondents (666)

Source: Ipsos MORI

The Lewis Karting Centre

Residents were asked how often, if at all they or the members of their household use the Lewis Karting Centre.

The majority of Stornoway residents (73%) say they or their household never use the Lewis Karting Centre. A fifth of residents (22%) say they use the facilities very occasionally while only 1% use it at least once a month, and only 1% say they use it once or twice a week.

Appendix: Stornoway Questionnaire
