

The Outer Hebrides Community Appraisal Survey – Supplementary report for North Uist and Berneray

Research report for
Comhairle nan Eilean Siar &
North Uist and Berneray Community Planning Partnership



Ipsos MORI

Contents

| | |
|--|---|
| Introduction | 2 |
| North Uist and Berneray Community Questions | 4 |
| Satisfaction with living in the Outer Hebrides | 4 |
| Priorities for a range of suggested development in North Uist and Berneray | 4 |
| Community land ownership and housing in the North Uist and Berneray area | 6 |
| Fixed Link between Harris and North Uist | 8 |
| Appendix: North Uist and Berneray Questionnaire | 9 |

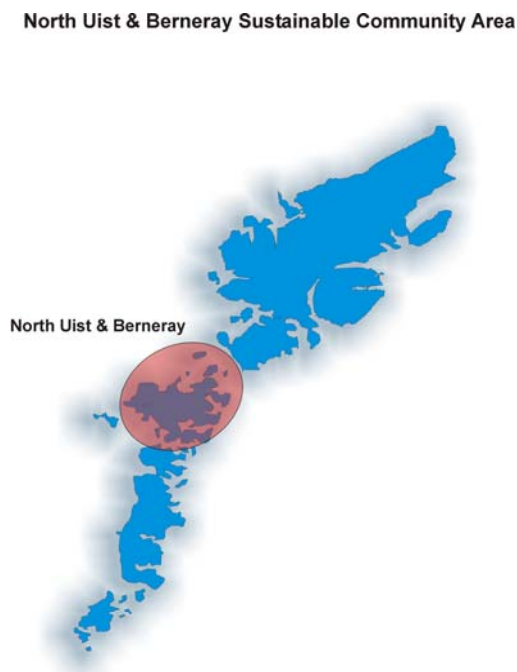
Introduction

This report contains the findings of the North Uist and Berneray Community Planning Partnership area questions included in the Outer Hebrides Community Survey 2007. This survey was conducted by Ipsos MORI Scotland on behalf of the Outer Hebrides Community Planning Partnership.

The survey was the first island-wide survey designed to gather information from all residents to inform the future development of the islands and local communities. It represented the key consultation device for the Partnership in their commitment to actively engage with local residents towards improving community vitality throughout the Western Isles.

As part of this, the North Uist and Berneray sustainable community area included a number of questions that were asked only of North Uist and Berneray residents (see figure 1 for boundaries of the North Uist and Berneray Sustainable Community Area). These include: perceptions of a number of suggested developments in North Uist and Berneray; support for land ownership and the provision of housing on common grazing land in the area; and levels of support or opposition for the construction of a fixed link between Harris and North Uist.

Figure 1: Boundaries of the North Uist and Berneray Sustainable Community Area



Structure of the report

All households in the Outer Hebrides were invited to participate in the Community Survey by completing a paper questionnaire. Thirteen different versions of the questionnaire were designed, comprising of a core section of questions asked of all households in the Outer Hebrides and an additional section specifically designed to inform the unique local issues and challenges of each Sustainable Community Area. The additional section for North Uist and Berneray enabled local residents to be asked about issues that were specific to the local community.

The core report documents the major findings from questions contained in the core section of the questionnaire and indicates the overall picture of residents across the whole of the Outer Hebrides. This report provides supplementary analysis of the results from the questions asked specifically of residents in North Uist and Berneray. The data tables, available from Comhairle nan Eilean Siar, also provide a comparison of responses to the core questionnaire between residents on North Uist and Berneray and those in the rest of the Outer Hebrides.

North Uist and Berneray

Community Questions

This chapter focuses on the responses from residents living in North Uist and Berneray regarding a number of topics specific to their local area. It details their views on a number of suggested developments in North Uist and Berneray. It considers their opinions towards community land ownership and the provision of new housing in the area. In addition, it outlines levels of support or opposition for the construction of a fixed link between Harris and North Uist.

Satisfaction with living in the Outer Hebrides

At the start of the questionnaire, residents were asked if they were satisfied with living on the islands. Most residents (95%) living in North Uist and Berneray are satisfied with the islands as a place to live. The overall satisfaction level across the Outer Hebrides was 94%. This difference is not statistically significant.

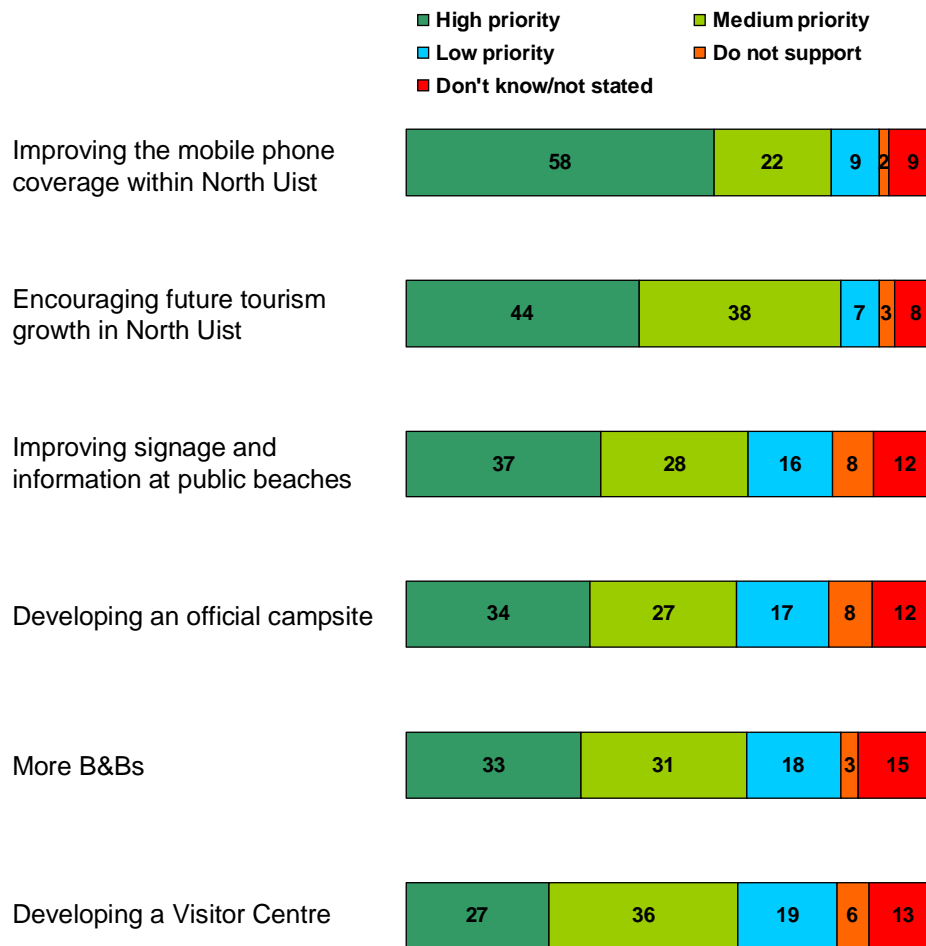
Over half (59%) say they are very satisfied, while 36% say they are fairly satisfied with the islands as a place to live. Only 2% of residents who returned a questionnaire say that they are dissatisfied.

Priorities for a range of suggested development in North Uist and Berneray

Respondents were asked how much of a priority should be given to six suggested developments in the North Uist and Berneray area. The majority of residents thought that only one - improving the mobile phone coverage in North Uist - should be given high priority (58%). Around two-fifths (44%) of residents feel that high priority should be given to encouraging future tourism in the area, while just over a third of residents said that a high priority should be given to improving signage and information at public beaches (37%), developing an official campsite (34%) and increasing the number of bed and breakfast facilities in the area (33%). Residents are least likely to say that developing a visitor centre should be given high priority (27%).

Figure 2: Prioritising developments in Benbecula

Q *A number of developments have been suggested for North Uist and Berneray. How much of a priority, if any, should be given to the following in the area?*



Base: All respondents (180)

Source: Ipsos MORI

Community land ownership and housing in the North Uist and Berneray area

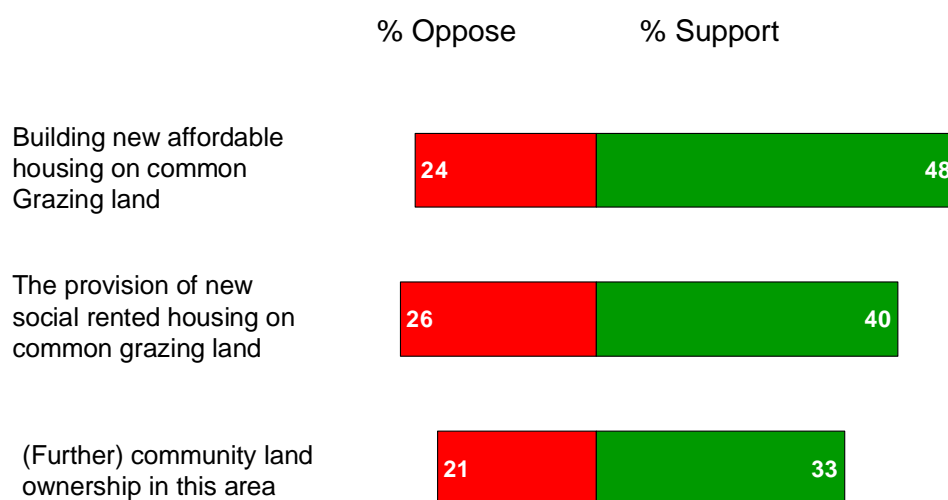
Less than half (48%) of North Uist and Berneray residents support proposals to build new affordable housing on common grazing land. Around a quarter of residents (24%) oppose this proposal (See Figure 3).

Around 4 in 10 residents (40%) support the provision of new social rented housing on common grazing land. Around a quarter (26%) of residents oppose this proposal.

A third (33%) of residents support community land ownership in the area, while around a fifth (21%) oppose this proposal.

Figure 3: Levels of support for community land ownership and the provision of housing on common grazing land

Q *In principle, how strongly would you support or oppose the following.....?*



Base: All respondents (180)

Source: Ipsos MORI

These questions were asked in most community planning areas across the Outer Hebrides (see Table 1).

Table 1: Levels of support by area

| <i>In principle, how strongly would you support or oppose the following?</i> | | | | | | | | | | | | | |
|--|--------------------|------------------------|-----------|-------------------------|--------|-------------------|-------------|-----------|-------|----------|-----------------|-----------|------|
| | Barra and Watersay | South Uist and Eriksay | Benbecula | North Uist and Berneray | Harris | Paicr and Kinloch | North Lochs | Stornoway | Point | Broadbay | Uig and Bernera | West Side | Ness |
| <i>Base: All</i> | 111 | 216 | 105 | 180 | 264 | 110 | 97 | 666 | 217 | 309 | 132 | 377 | 211 |
| % Support | % | % | % | % | % | % | % | % | % | % | % | % | % |
| (Further) community land ownership in this area | 54 | - | 45 | 33 | 50 | 62 | 46 | - | - | - | 54 | 50 | - |
| Building new affordable housing on common grazing land | 59 | 60 | 47 | 48 | 58 | 60 | 53 | - | 49 | 51 | 61 | 60 | 46 |
| The provision of new social rented housing on common grazing land | 55 | 54 | 36 | 40 | 52 | 50 | 41 | - | 37 | 39 | 55 | 47 | 36 |

Source: Ipsos MORI

Fixed Link between Harris and North Uist

Overall, a majority of North Uist and Berneray residents (58%) support the construction of a fixed link between Harris and North Uist. Two fifths (44%) strongly support the proposal, while 14% tend to support it. One in five residents (22%) oppose the proposal, with 17% saying they strongly oppose the proposal (17%).

Opposition to this proposal was higher in North Uist and Berneray than in the other three areas where this question was asked. (see table 2).

Table 2: Levels of support by area

| <i>How strongly would you support or oppose the construction of a fixed link between Harris and North Uist?</i> | | | | | |
|---|----------------|-----------|--------|-------------------------|------------------------|
| | All four areas | Benbecula | Harris | North Uist and Berneray | South Uist and Eriksay |
| <i>Base: Selected Areas</i> | 765 | 105 | 264 | 180 | 216 |
| % Support | 63% | 66% | 60% | 58% | 69% |
| % Oppose | 15% | 11% | 17% | 22% | 9% |

Source: Ipsos MORI

Appendix: North Uist and Berneray Questionnaire
