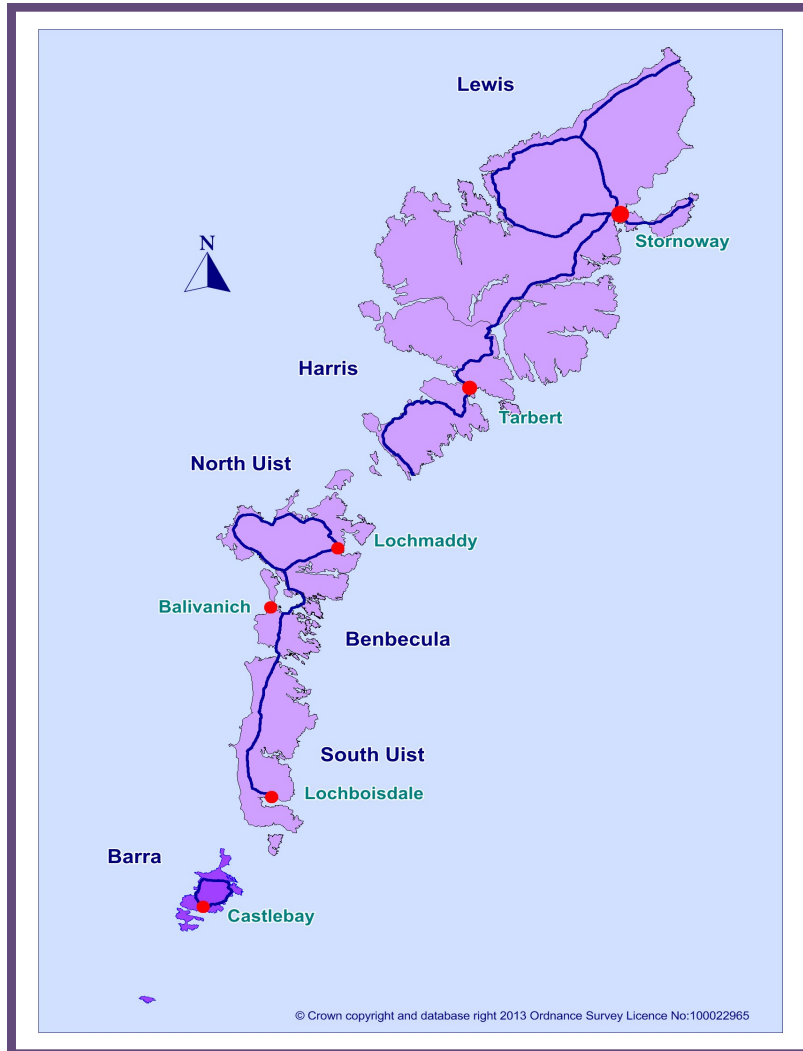


2011 Census Statistics Barra & Vatersay



Key Statistics

Population - 1,264

Households - 587

Average household size - 2.15 people

Broad age groups:

Under 16 - 20.3%

16 to 64 - 58.7%

65 and over - 21%

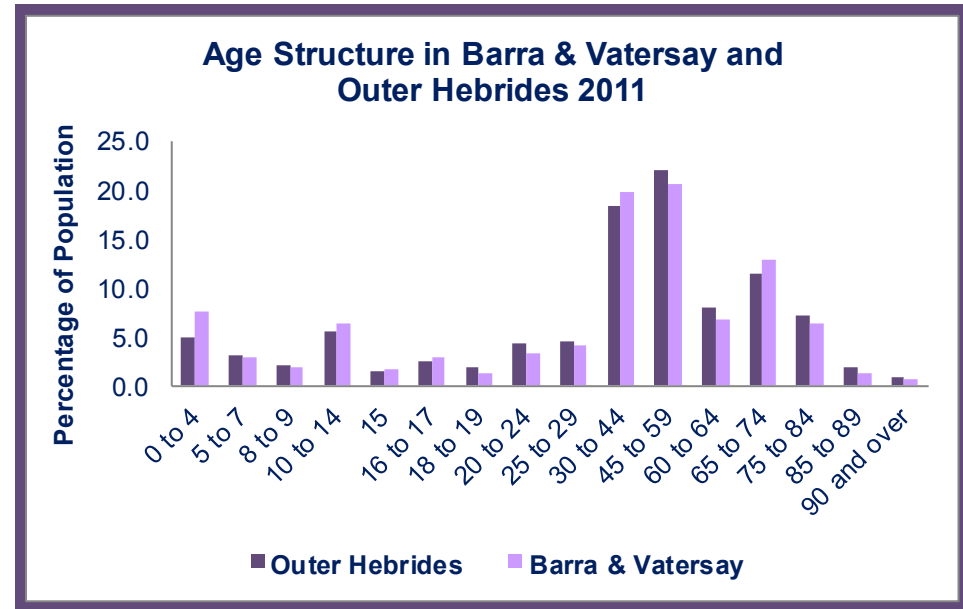
Able to speak Gaelic aged 3 and over - 62%

Economically active - 70%

Source: National Records of Scotland
www.scotlandscensus.gov.uk

Population

	Outer Hebrides 2011		Barra & Vatersay 2011	
	Number	Percentage	Number	Percentage
0 to 4	1,354	4.9	95	7.5
5 to 7	847	3.1	36	2.8
8 to 9	566	2.0	23	1.8
10 to 14	1,529	5.5	80	6.3
15	382	1.4	22	1.7
16 to 17	669	2.4	35	2.8
18 to 19	535	1.9	16	1.3
20 to 24	1,228	4.4	40	3.2
25 to 29	1,258	4.5	52	4.1
30 to 44	5,068	18.3	252	19.9
45 to 59	6,105	22.1	262	20.7
60 to 64	2,174	7.9	85	6.7
65 to 74	3,197	11.5	163	12.9
75 to 84	1,987	7.2	79	6.3
85 to 89	539	1.9	17	1.3
90 and over	246	0.9	7	0.6
All people	27,684	100.0	1,264	100.0



Age Structure

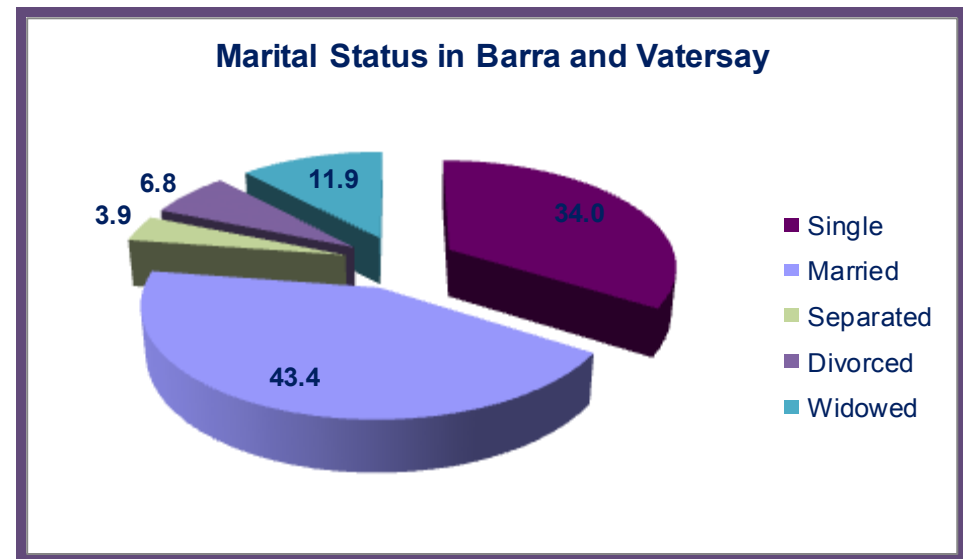
As with other island areas the highest percentage of people was to be found in the 45 to 59 age group. The largest percentage difference was in the 0 to 4 age group which was higher in Barra & Vatersay.

Barra & Vatersay was the island area with the lowest percentage of people in the Outer Hebrides at 5%.

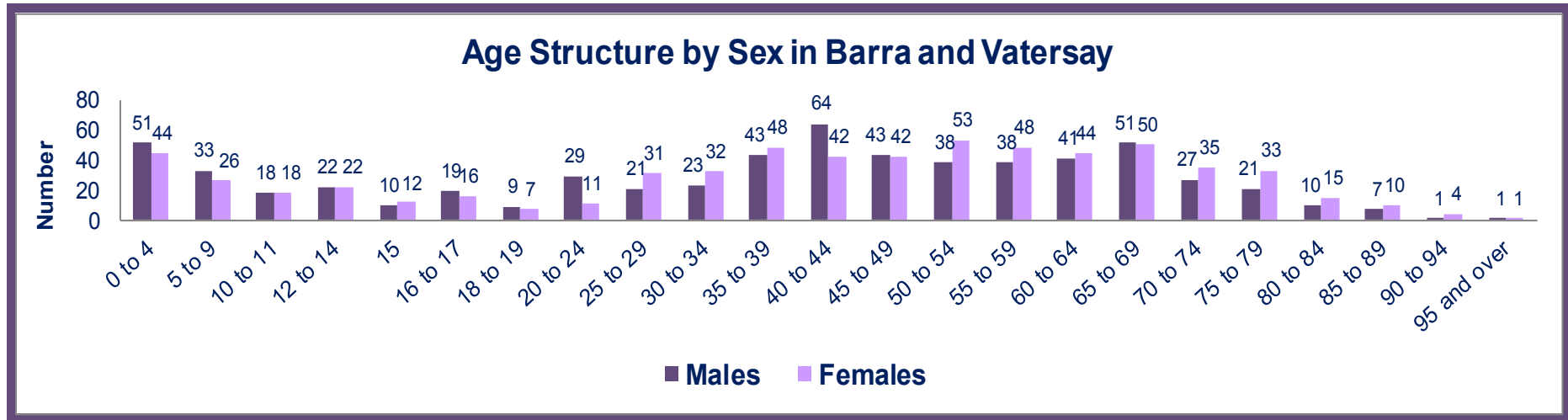
Marital Status

Out of the 1,008 people aged 16 and over, the largest group (43.4%) were married.

Barra & Vatersay had the lowest percentage of married people and the highest percentage of people in all island areas.



Population



Age by Sex

As illustrated in the graph above the difference between the sexes varied greatly within age groups in Barra & Vatersay. This was particularly so in the 40 to 44 age group where there were 22 more males than females. The variation in sexes was similar to the pattern for the Outer Hebrides as a whole, where there were more males in the younger age groups and more females in the older age groups. Up to the age of 49 there were more males than females in most age groups. From the age of 50 onwards there were more females than males, reflecting the higher life expectancy of females in the Outer Hebrides.

Overall, 49% of the population in Barra & Vatersay was male, while 51% was female. As illustrated below, there was a higher percentage of males in the under 16 age group and 16 to 30 age group, while in the 31 to 64 age group and 65 and over age group there was a higher percentage of females.

Aged Under 16

Total	256
Male Total	134
Female Total	122
% Males	52.3%
% Females	47.7%

Aged 16 to 30

Total	143
Males total	78
Females total	65
% Males	54.5%
% Females	45.5%

Aged 31 to 64

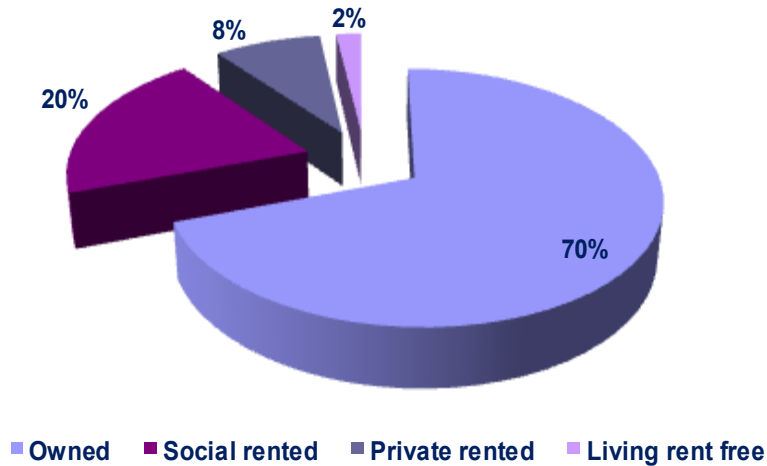
Total	599
Males total	290
Female total	309
% Males	48.4%
% Females	51.6%

Aged 65 +

Total	266
Males total	118
Female total	148
% Males	44.4%
% Females	55.6%

Households

Household Tenure in Barra & Vatersay



Household Tenure

Out of the 587 households in Barra & Vatersay, 408 (70%) were owned. Of those owned, 270 (46%) were owned outright, while 138 (23.5%) were owned with a mortgage or loan.

In the rented sector, 117 (20%) were social rented, while 50 (8%) were private rented. 12 households (2%) were living rent free. Barra & Vatersay had the highest percentage of private rented: relative or friend in all island areas.

The average household size in Barra & Vatersay was 2.15 in comparison to 2.17 in the Outer Hebrides.

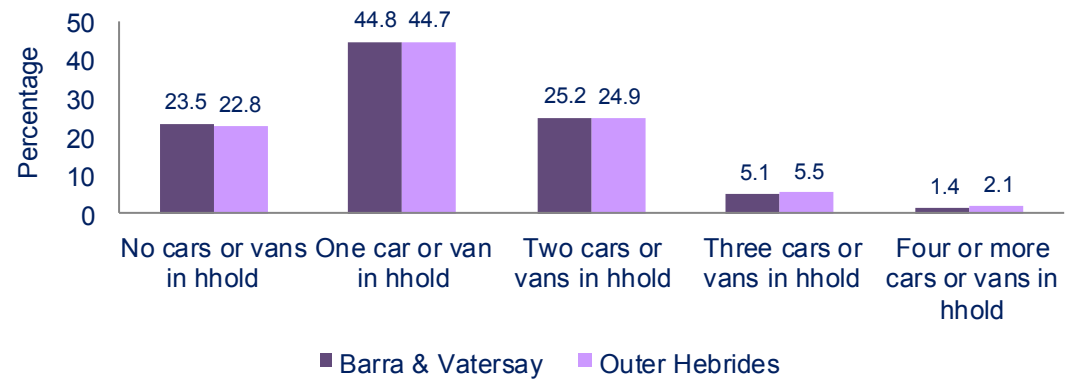
Car/Van Availability

In the 587 households in Barra & Vatersay there were a total of 683 cars and vans.

The percentage of households in Barra & Vatersay with cars or vans, and without, was very similar to that of the Outer Hebrides as illustrated in the adjacent graph. Barra & Vatersay had the lowest percentage of households in island areas with 4 or more cars.

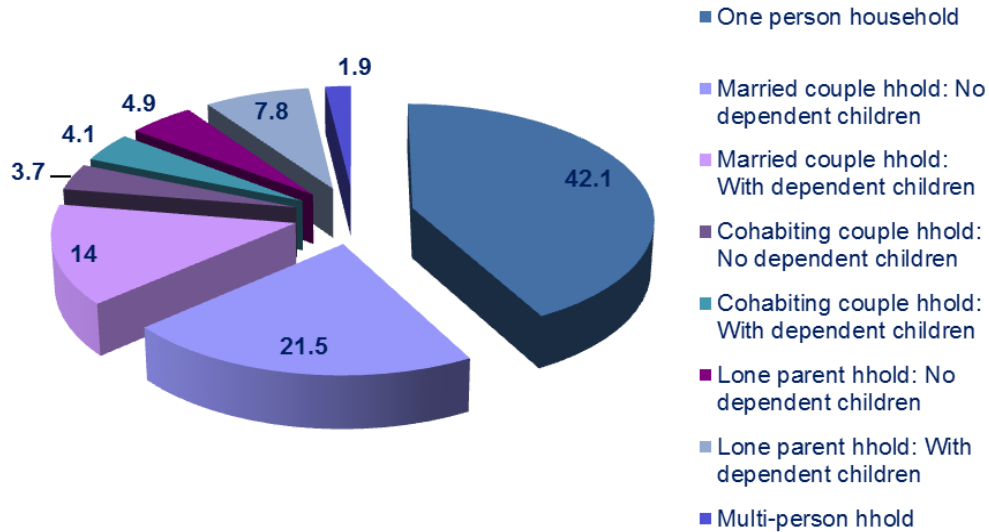
The average number of cars/vans per household was 1.2, the same as for the Outer Hebrides as a whole.

Car/Van Availability in Barra & Vatersay and the Outer Hebrides



Households

Household Type in Barra & Vatersay



Household Type

In Barra & Vatersay one person households were the largest household type at 42.1% as illustrated in the adjacent chart.

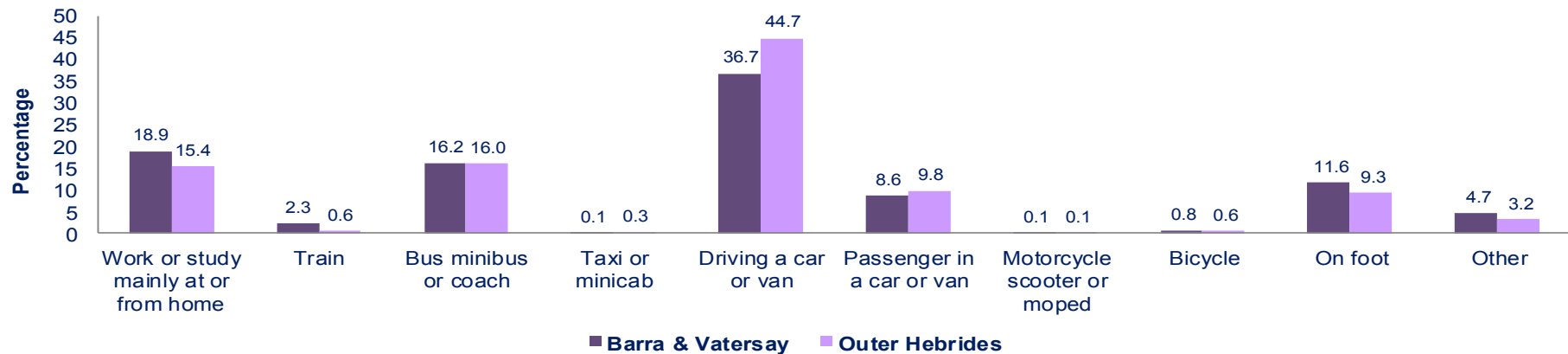
Barra & Vatersay had the highest percentage of one person households, the highest percentage of lone parent households with dependant children, the lowest percentage of married couple households with no dependent children and the lowest percentage of multi person households in all island areas.

Travel to work/study Method

Travel to work/study methods in Barra & Vatersay were similar to those in the Outer Hebrides as illustrated in the chart below.

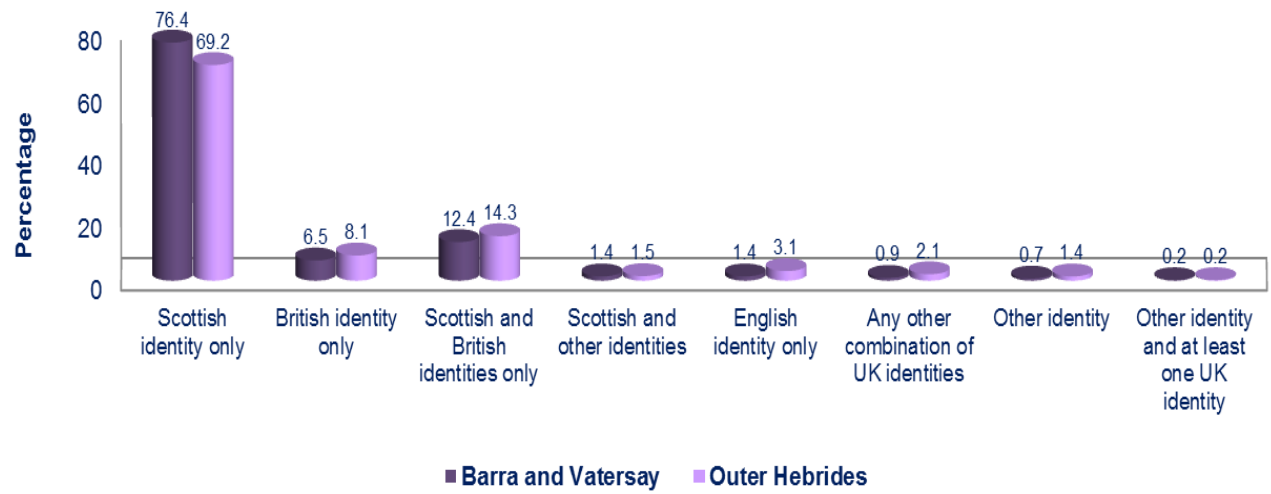
However, the percentage driving a car or van was much lower and Barra & Vatersay had the highest percentage in island areas travelling to work on foot.

Travel to work/study method in Barra & Vatersay and Outer Hebrides



Identity, Religion and Language

National Identity in Barra and Vatersay & Outer Hebrides



National Identity

The majority of those living in Barra & Vatersay (76.4%) identified themselves as having a Scottish identity only, higher than the Outer Hebrides average.

Barra & Vatersay had the highest percentage in island areas of those with Scottish identity only.

Other identities were broadly similar to those in the Outer Hebrides.


Ethnic Identity

Barra & Vatersay had a higher percentage of those identifying themselves as White Scottish than in the Outer Hebrides as a whole.

Barra & Vatersay also had the highest percentage in all island areas of those identifying themselves as White: Scottish.

All other groups were broadly similar to that of the Outer Hebrides.

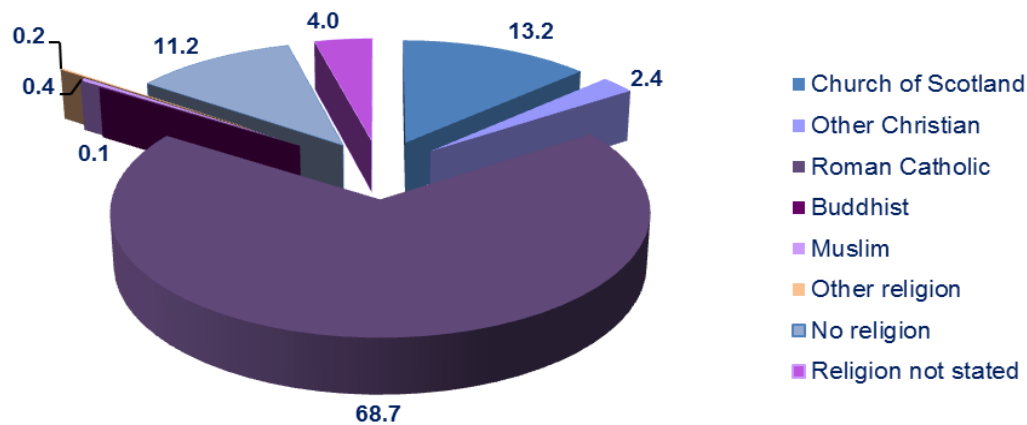
Ethnic Groups in Barra & Vatersay and Outer Hebrides



(1) Includes "White: Gypsy/Traveller", "White: Polish" and "White: Other White".

Identity, Religion and Language

Religion in Barra & Vatersay

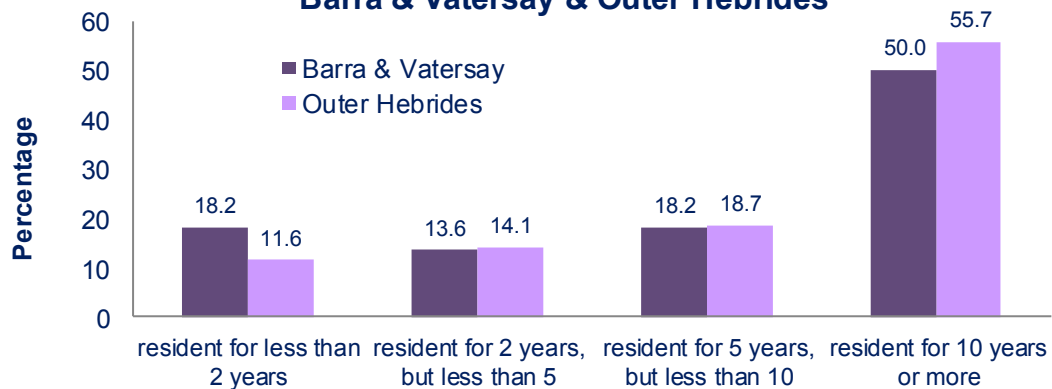


Religion

The majority of people in Barra & Vatersay stated that their religion was Roman Catholicism. This was the highest percentage across all island areas.

In island areas Barra & Vatersay had the lowest percentage of people who stated their religious denomination was Other Christian and the lowest percentage of people who stated that they had no religion. This was lower than the Outer Hebrides average of 18%.

Length of Residence in the UK Barra & Vatersay & Outer Hebrides



Length of Residence in the UK

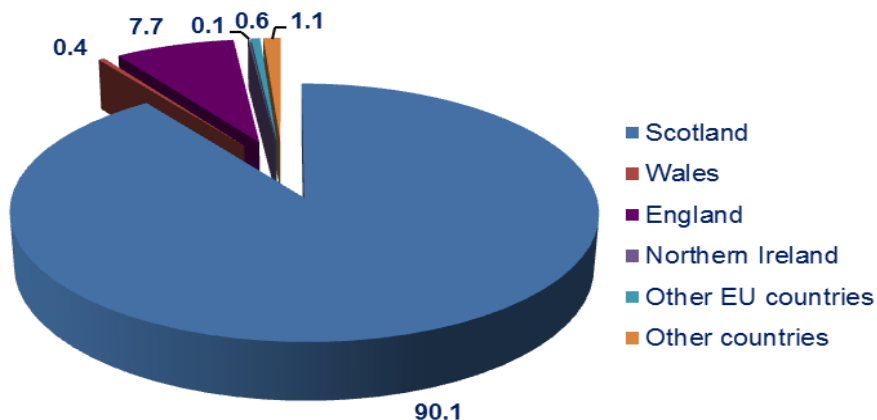
Out of the 1,264 people living in Barra & Vatersay, 22 were born outside the UK.

The majority of those born outside the UK had been resident for 10 years or more, similar to the Outer Hebrides average.

All other groups were broadly similar to that of the Outer Hebrides average.

Identity, Religion and Language

Country of Birth - Barra & Vatersay



Country of Birth

Out of the 1,264 people living in Barra & Vatersay, 1,242 were born in the UK. The majority of people in Barra & Vatersay were born in Scotland, while the next largest group was those born in England at almost 8% (97). Barra & Vatersay had the highest percentage in island areas of those born in Scotland.

14 people were born in Africa, Middle East and Asia, The Americas and the Caribbean and Antarctica and Oceania and other countries. 7 people were born in other EU countries.

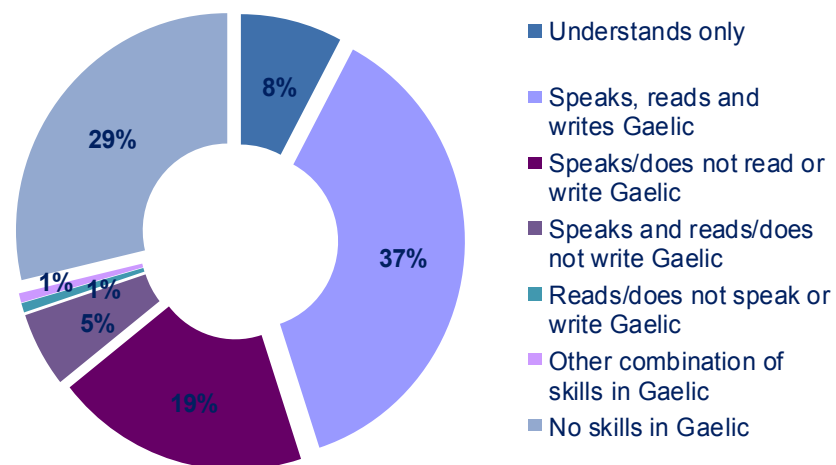
For all the groups Barra & Vatersay was broadly similar to the Outer Hebrides, but with a higher percentage of those born in Scotland and a lower percentage of those born in England.

Language

Of the 1,222 people aged 3 and over in Barra & Vatersay, a total of 871 people (71%) had some Gaelic ability while 351 (29%) had no Gaelic skills.

The combinations of Gaelic skills, within those who have some ability, are shown in the adjacent graph. The largest group were those who speak, read and write Gaelic at 37%. This was above the Outer Hebrides average of 30.3% while those with no skills in Gaelic was below the Outer Hebrides average of 38.8%.

Gaelic Skills in Barra & Vatersay



Economy and Labour Market

Economically Active in Barra & Vatersay & Outer Hebrides



Economically Active

Out of the total of 905 people in Barra & Vatersay aged 16-74 a total of 633 (70%) were economically active.

Of those who were economically active, most people were in full time employment, while almost 19% were in part time employment.

Barra & Vatersay had the highest percentage of those in part-time employment in all island areas and, along with Benbecula, the highest percentage of those who were unemployed.

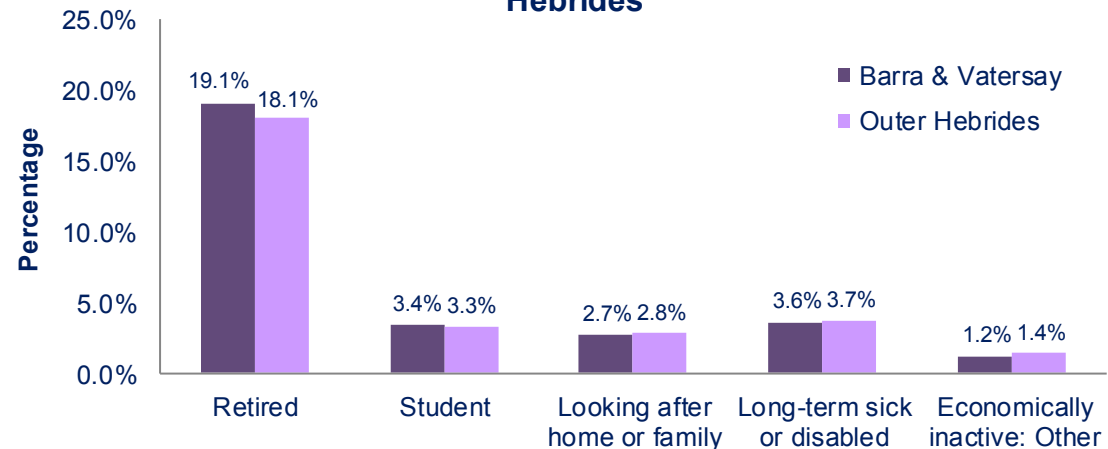
Economically Inactive

Out of the 905 people in Barra & Vatersay aged 16-74 a total of 272 (30.1%) were economically inactive.

Of those who were economically inactive most people were retired, this was slightly above the Outer Hebrides average.

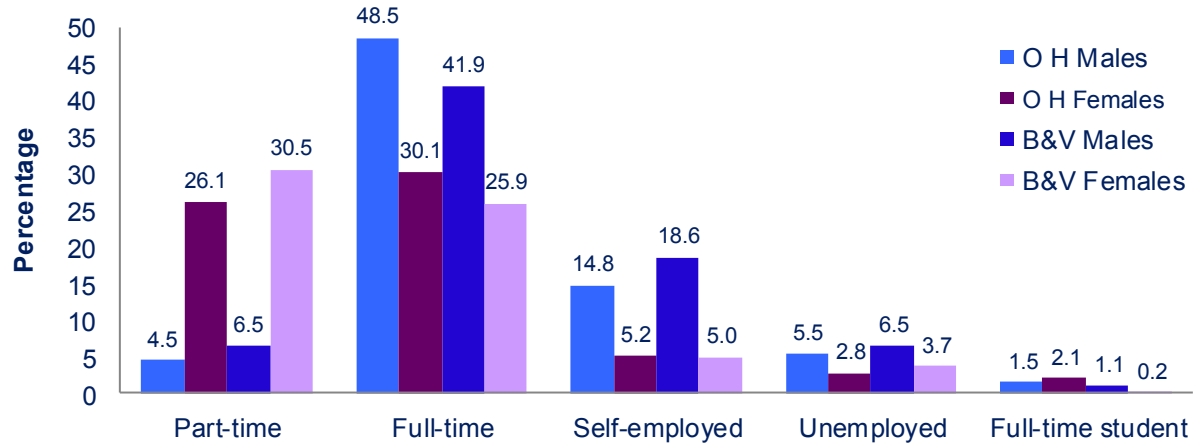
The percentage of people in the different economically inactive groups for Barra & Vatersay was very similar to that of the Outer Hebrides.

Economically Inactive in Barra & Vatersay and Outer Hebrides



Economy and Labour Market

Economically Active Males and Females in Barra & Vatersay and Outer Hebrides



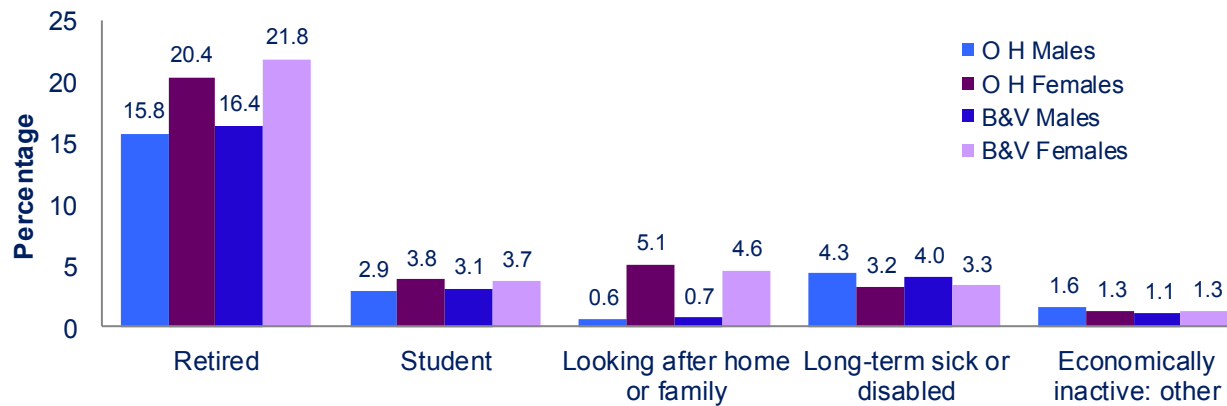
Economic Activity

As illustrated in the adjacent graph more women than men were in part-time work and more men than women were in full-time work. More men than women were self-employed and more men than women were unemployed.

Barra & Vatersay had the highest percentage of both male and females in part-time employment in island areas.

Barra & Vatersay also had the highest percentage of males in island areas who were unemployed.

Economically Inactive Males and Females in Barra & Vatersay and Outer Hebrides

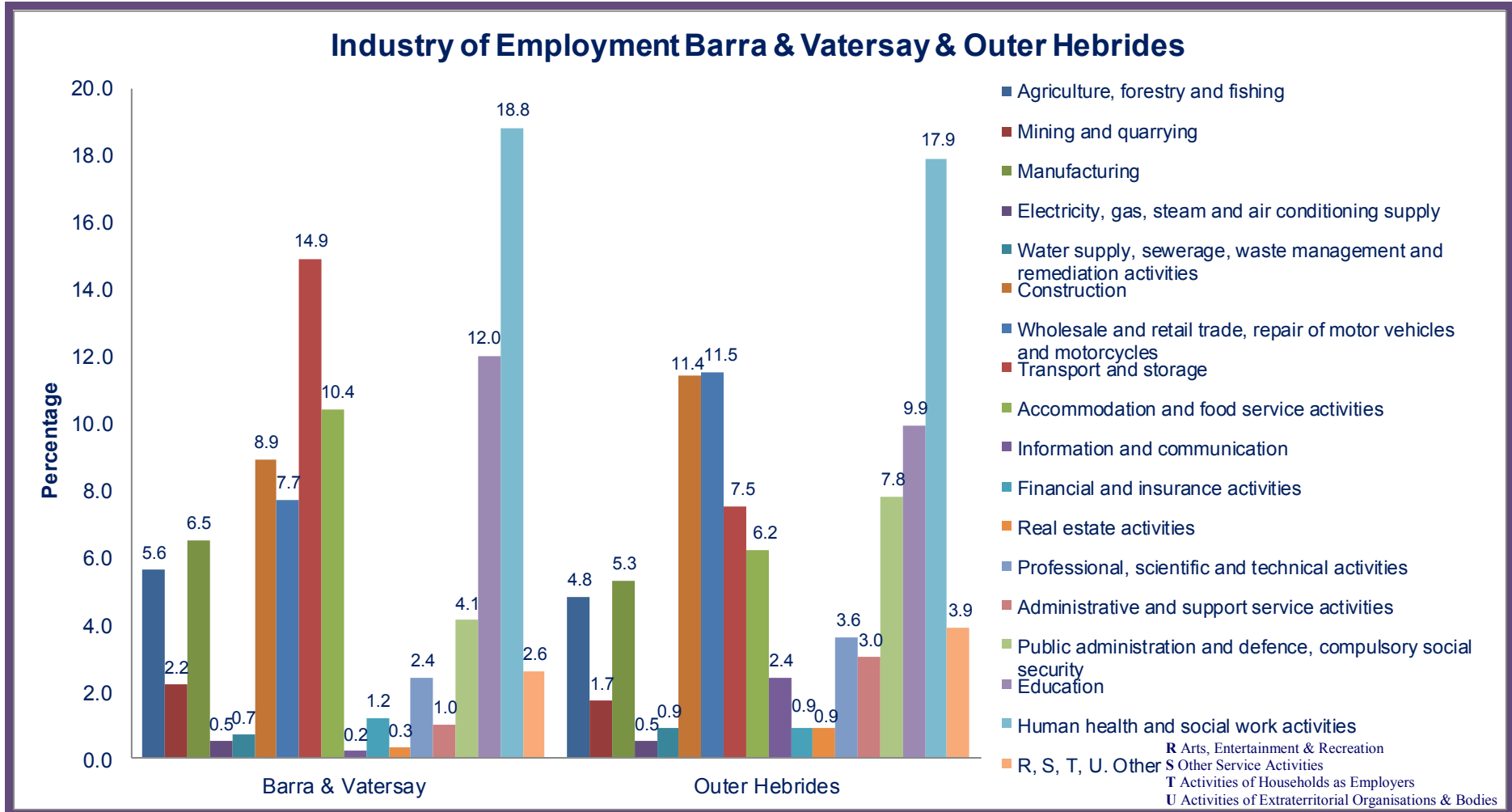


Economic Inactivity

As illustrated in the adjacent graph a higher percentage of women than men were retired and a higher percentage of women than men were looking after home or family.

The economically inactive groups in Barra and Vatersay were very similar to those of the Outer Hebrides as a whole.

Economy and Labour Market

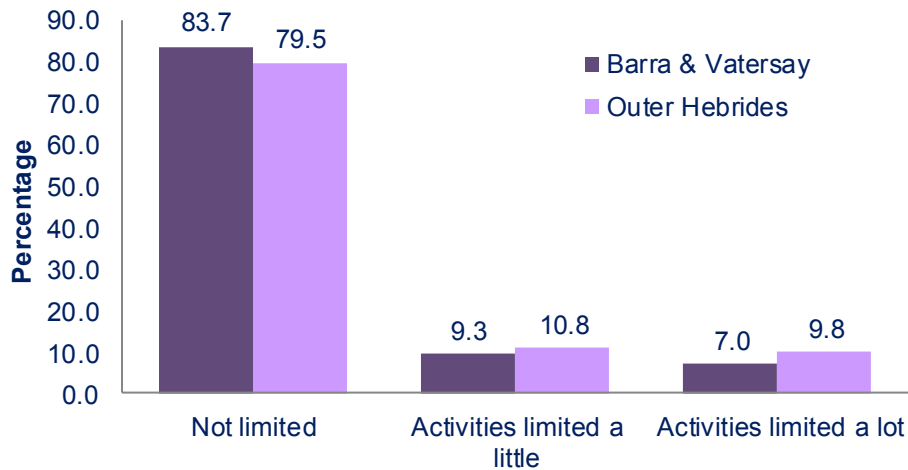


Industry of Employment

The chart above illustrates industry of employment in Barra & Watersay and the Outer Hebrides. There was little difference between industries in Barra & Watersay and the Outer Hebrides apart from Transport and storage which was 7.4 percentage points higher in Barra & Watersay than in the Outer Hebrides. The highest percentage of people in Barra & Watersay were employed in Human Health and Social Work activities.

Health

**Long term health problem or disability:
Day to day activities**



Health and Unpaid Care

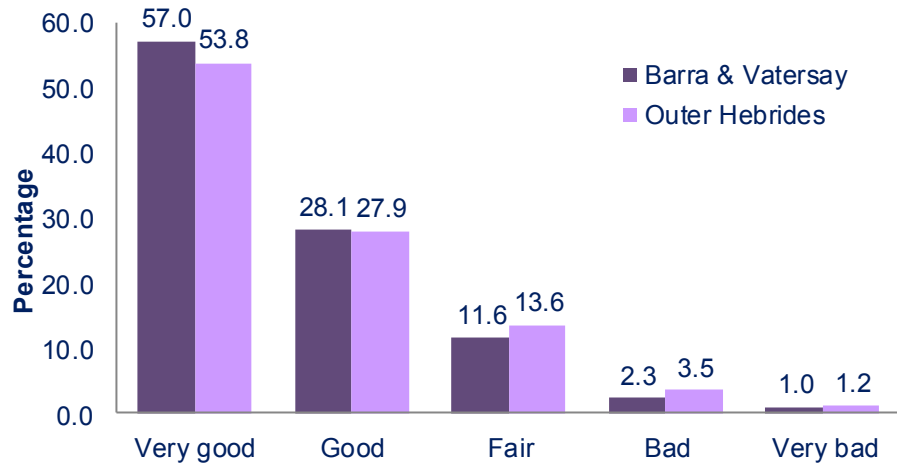
Long term health problem or disability: day to day activities, general health and provision of unpaid care was broadly similar in Barra & Vatersay to that of the Outer Hebrides.

Barra & Vatersay had the highest percentage in island areas of those stating their day to day activities were not limited and the lowest percentage stating their activities were limited a little or a lot.

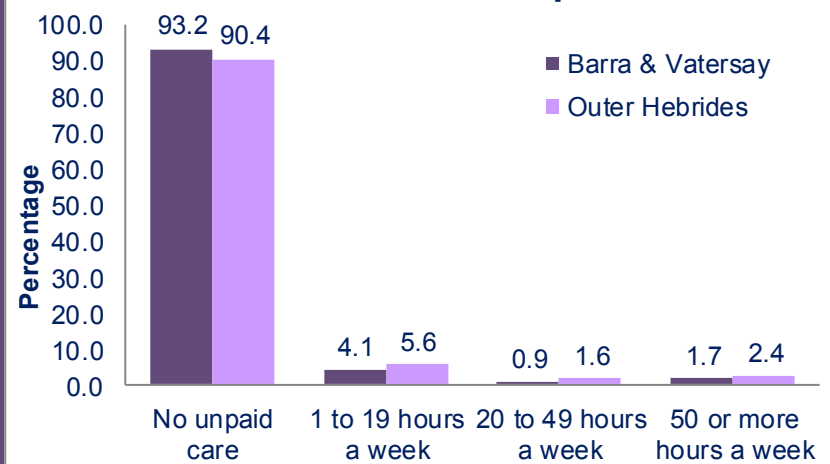
Barra & Vatersay, along with South Uist and North Uist, had the highest percentage in island areas of those stating that their general health was very bad at 1% and the lowest percentage stating their health was fair.

Barra & Vatersay had the highest percentage stating they provided no unpaid care and the lowest percentage stating they provided 1 to 19 hours or 20 to 49 hours a week.


General Health



Provision of Unpaid Care



Education



Education

There was very little variation between the different groups of qualification levels in Barra & Vatersay and the Outer Hebrides. They were almost the same within every group.

The largest group of people in Barra & Vatersay have no qualifications. The percentage of people in Barra & Vatersay with no qualifications is slightly higher than that of the Outer Hebrides while the percentage of people with level 4 and above qualifications is slightly lower.

Qualification Levels

- Level 1: O Grade, Standard Grade, Access 3 Cluster, Intermediate 1 or 2, GCSE, CSE, Senior Certification or equivalent; GSVQ Foundation or Intermediate, SVQ level 1 or 2, SCOTVEC Module, City and Guilds Craft or equivalent; other school qualifications not already mentioned (including foreign qualifications).
- Level 2: SCE Higher Grade, Higher, Advanced Higher, CSYS, A Level, AS Level, Advanced Senior Certificate or equivalent, GSVQ Advanced, SVQ level 3, ONC, OND, SCOTVEC National Diploma, City and Guilds Advanced Craft or equivalent.
- Level 3: HNC, HND, SVQ level 4 or equivalent; other post-school but pre-Higher Education qualifications not already mentioned (including foreign qualifications).
- Level 4: Degree, Postgraduate qualifications, and Masters, PhD, SVQ level 5 or equivalent; above Professional qualifications (for example, teaching, nursing, accountancy); Other Higher Education qualifications not already mentioned (including foreign qualifications).