

Performance Against Local Policing Plan 2023-2026



POLICE
SCOTLAND
Keeping people safe
POILEAS ALBA

Comhairle Nan Eilean Siar Community Safety Board
Wednesday 12 June 2024

Reporting Period - 01 April 2023 – 31 March 2024



Report by Chief Inspector Jane MacKenzie –
Area Commander (Western Isles Area Command)



POLICE
SCOTLAND
Keeping people safe
POILEAS ALBA

OFFICIAL

Contents

Introduction by the Area Commander	2
Local Policing Priorities	3
Western Isles: At a glance	4
Road Safety and Road Crime	6
Anti-Social Behaviour, Disorder and Violence (including Alcohol and Drug misuse)	7
Acquisitive Crime	9
Protecting Vulnerable People	10
Serious and Organised Crime	12
Counter Terrorism	13
Crime Statistics	14

Introduction by the Area Commander

Chief Inspector Jane MacKenzie

I present to you the Comhairle Nan Eilean Siar Community Safety Board Scrutiny Report, covering the reporting period 01 April 2023 to 31 March 2024. I hope the style of the report is continuing to provide you with the required breakdown of crime statistics for the Western Isles Area Command.

The interpretation of statistics continues to be a key part of what we do, identifying potential crime trends and ensuring I have the right officers in the right place to keep our communities safe. We do compare data on previous years, however it may be some years before we can accurately compare year on year data as a result of the COVID-19 pandemic. I am always happy to discuss the data and provide some context around the statistics provided within the report.

We continue to see the impact of cost of living challenges on our communities, including those who have not felt such hardship before. My team are continuing to work with partners to protect the vulnerable people within our communities.

We continue to have a presence on the Western Isles roads, enforcing road traffic legislation, improving road safety and investigating road traffic collisions.

We are committed to Keeping People Safe. Our priority is protection of those at risk of harm through prevention, early intervention and robust investigation of those who pose such a risk. Tackling the misuse of controlled substances throughout the Western Isles Area Command forms part of this work. My officers will continue to proactively identify and target those offenders using and distributing these substances.

We are committed to working with our Partners in the public, private and third sectors to ensure our approach to Public Protection is focused, meaningful and collaborative.

This commitment allows us to continually improve the service and support provided to victims and their families, whilst working towards protecting those at risk of harm.

As part of our commitment and drive to improve, we are in the process of rolling out the Partners Intelligence Portal (PIP). Training has been undertaken in recent weeks by partners across a range of organisations and this will continue where opportunities are identified.

Anti-Social Behaviour has reduced by 25% compared to the 5yr average, and by 13% on last years' figure. Assault figures have also reduced over the reporting period.

Housebreakings have increased on the previous year, but remain around the 5yr average. Shoplifting offences have increased over the previous two years, but detection rates remain very high. We continue to try to work with premises to improve their security.

I am pleased to report that there has been a reduction in Hate Crime in the reporting period. We will continue to support victims of crime to engage with us and feel confident in reporting crimes to us.

Our work tackling serious and organised crime continues, we continue to disrupt these individuals and working effectively with partners is key. We use these relationships to identify individuals that are vulnerable to exploitation, ensuring early and effective interventions are progressed and making the Western Isles inhospitable to serious and organised crime groups.

Local Policing Priorities

The Local Policing Priorities for the N Division area are decided by data from our Strategic Assessment which details Threats and Risks, and also feedback from Local Authorities, Partners and residents in the Your Police survey.



ROAD SAFETY AND ROAD CRIME

Collaborate to reduce casualties and crime on our roads



ANTISOCIAL BEHAVIOUR, VIOLENCE AND DISORDER

Engage with the public and communities to reduce and prevent crime



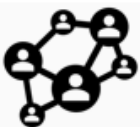
ACQUISITIVE CRIME

Reduce crime through preventing offending and reducing re-offending



PROTECTING VULNERABLE PEOPLE

Support people considered vulnerable through working with partners



SERIOUS ORGANISED CRIME

Reduce the harm caused by serious organised crime including cyber related crime



TERRORISM AND PUBLIC ORDER

Prevent, Pursue, Protect and Prepare through collaborative preparedness

Western Isles: At a glance

Road Safety and Road Crime

Overall, Road Crime offences have increased by 58.0% (245.2 more offences) against the 5 Year Average and increased by 47.8% (216 more offences) against the Last Year To Date (LYTD).

Offences in relation to Disqualified Driving have decreased by 50.0% (1 fewer offences) against the 5 Year Average and decreased by 100.0% (1 fewer offences).

Mobile Telephone offences have increased by 27.1% (3.0 more offences) against the 5 Year Average and increased by 25.0% (3 more offences) against the LYTD.

Failure to Insure Against Third Party Risk offences have decreased by 12.4% (8.2 more offences) against the 5 Year Average and decreased by 14.7% (10 fewer offences) against the LYTD.

Anti-Social Behaviour, Disorder and Violence (including Alcohol and Drugs Misuse)

Overall, Anti-Social Behaviour has reduced by 25.1% (28.8 fewer crimes) against the 5 Year Average and decreased by 13.1% (13 fewer crimes) against the LYTD.

Offences in relation to Culpable and Reckless Conduct have increased by 130.8% (2.3 more crimes) against the 5 Year Average and has increased by 100% (3 more crime) against the LYTD.

Offences in relation to Assault have decreased by 16.2% (27.6 fewer crimes) against the 5 Year Average and decreased by 33.8% (73 fewer crimes) against the LYTD.

Acquisitive Crime

Overall, Acquisitive Crime has increased by 22.4% (26.2 more crimes) against the 5 Year Average and decreased by 3.4% (5 fewer crimes) against the LYTD.

Offences in relation to Housebreaking (Dwelling House) have increased by 36.4% (0.8 more crimes) against the 5 Year Average and increased by 3 more crimes against the LYTD.

Fraud offences have decreased by 8.5% (2.4 fewer crimes) against the 5 Year Average and decreased by 16.1% (5 fewer crime) against the LYTD.

Protecting Vulnerable People

Overall, Sexual Crime has decreased by 23.2% (11.8 fewer crimes) against the 5 Year Average and decreased by 29.1% (16 fewer crimes) against the LYTD.

Domestic related offences have decreased by 11.6% (7.8 fewer crimes) against the 5 Year Average and decreased by 33.7% (30 fewer crimes) against the LYTD.

Offences in relation to Hate Crime have decreased by 88.1% (7.4 fewer crimes) against the 5 Year Average and have decreased by 83.3% (5 fewer crimes) against the LYTD.

Serious and Organised Crime

Overall, Drugs offences has increased by 9.2% (8.8 more crimes) against the 5 Year Average and decreased by 24.6% (34 fewer crimes) against the LYTD.

Counter Terrorism & Domestic Extremism

Police Constable Lisa Campbell, N Division's Local Counter Terrorism Officer stated:

“Exercise Safe Steeple was held on the 20th of September on MS Teams for the Western Isles which was a success. Safe Steeple is a table top exercise based on the multi-agency response to and from a marauding Terrorist attack. Numerous agencies attending and learning will be shared with all agencies.

I liaise with CT Intelligence, CT Security Advisors, the Prevent Delivery Unit as well as local Area Commanders to address any CT related matters in the area and provide support to the Area Command if required”.

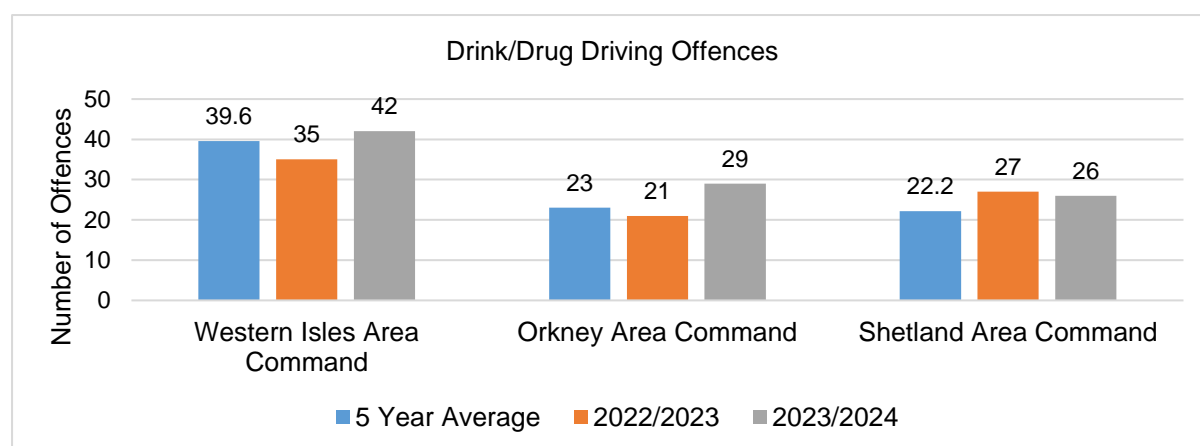
Road Safety and Road Crime

Intention - With Partners, enhance Road Safety across the Western Isles.

Objective – With Partners, deliver a Road Safety Strategy focusing on: Challenging driver behaviour; Education at the road side and elsewhere; Detection of offences linked to contributing factors of Fatal and Serious Road Traffic Collisions and collectively reducing potential harm.

	5 Year Average	3 Year Average	YTD 2022/2023	YTD 2023/2024	YTD Variation	Detection Rate
Number of Fatalities - Road Traffic Collisions	1	0.67	0	1	1	N/A
Drink/Drug Driving Offences	39.6	37.0	35	42	7	95.2%
Speeding Offences	90.6	100.3	75	236	161	100.0%

2023/2024 Drink/Drug Driving Offences -



Operation CEDAR - (Challenge, Educate, Detect and Reduce) builds on established practices and will continue to focus on various agencies working in partnership to reduce the number of people killed and seriously injured in the Western Isles.

Operation CEDAR involves proactive multi-agency enforcement operations on the roads, which sits alongside education activity aimed at improving driver behaviour of all ages. Partner agencies continue to work together to improve understanding of the factors which could contribute to improving road safety for everyone on the roads and together respond to these issues.

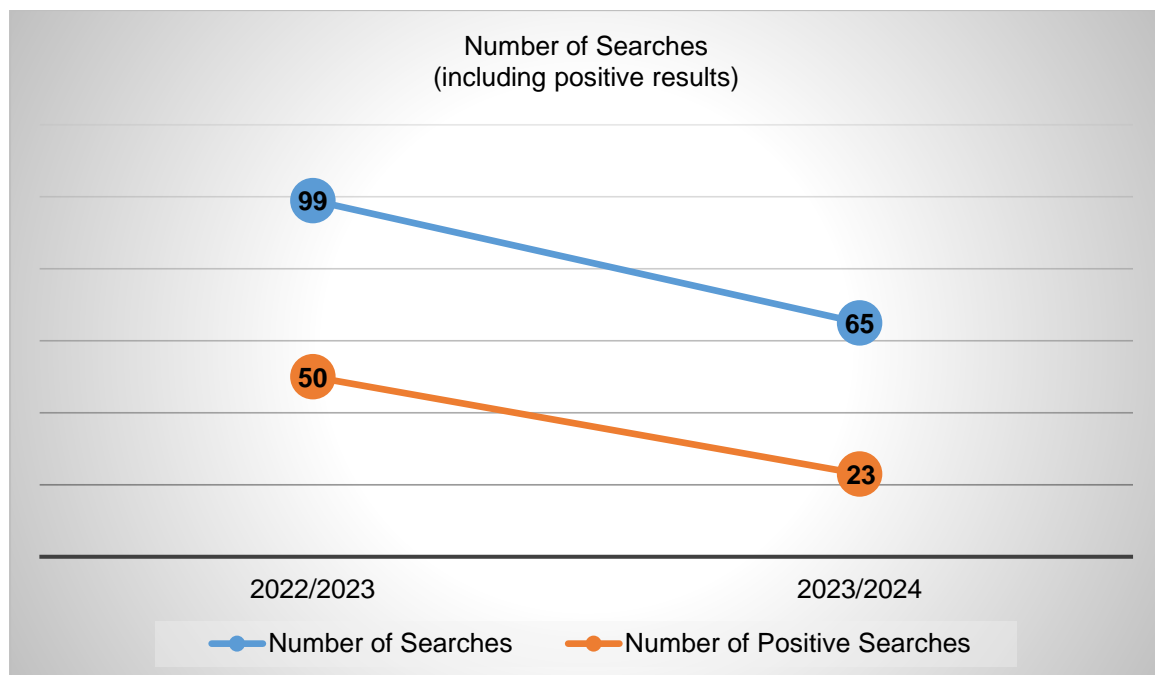
Anti-Social Behaviour, Disorder and Violence (including Alcohol and Drug misuse)

Intention – With Partners, better understand the causes to prevent and reduce instances of Anti-Social Behaviour, Disorder and Violence to enhance community safety across the Western Isles.

Objective – Work with Partners to share information, support Education, Prevention, Diversionary and Enforcement Measures linked to harmful alcohol consumption; maintain robust procedures around licensed premises; support victims of violent crime by working with partners to improve service provision and prevent repeat victimisation.

	5 Year Average	3 Year Average	YTD 2022/2023	YTD 2023/2024	YTD Variation	Detection Rate
Murder	-	-	0	0	0	-
Assault	170.6	185.3	216	143	-73	86.0%
Serious Assault	5.8	6.0	12	5	-7	120.0%
Drug (Possession) Offences	90.8	104.7	136	101	-35	72.3%

Stop and Search -



Positive Stop Search - A positive stop and search is when an item is recovered where possession of same implies criminality on the part of the individual being searched or any other; or potentially compromises the safety of that individual or another.

No Knives, Better Lives - No Knives, Better Lives (NKBL) is a national capacity-building programme that supports primary prevention work related to knife carrying in Scotland. In 2009, the NKBL National Delivery Team at YouthLink Scotland and the Scottish Government began supporting partners in 11 selected Local Authority areas to implement NKBL. The approach to prevention is informed by the principles and values of youth work and a public health approach to violence prevention. The focus is not just on what it is we do not want young people to do and how to stop them doing it, but also what we want young people to be able to do, how we support them to understand and navigate risk and to make positive life choices.

Acquisitive Crime

Intention – With Partners and Communities, prevent instances of acquisitive crime across the Western Isles.

Objective – With Partners, share information, support education, prevention, diversionary and enforcement activity linked to acquisitive crime; develop work with targets – recidivist offenders to reduce reoffending linked to acquisitive crime e.g. Persistent Offenders programme; enhance the use of all media platforms to raise awareness of local and national preventative initiatives.

	5 Year Average	3 Year Average	YTD 2022/2023	YTD 2023/2024	YTD Variation	Detection Rate
Housebreaking (Total)	6.8	4.7	4	7	3	42.8%
Fraud	28.4	37.3	31	26	-5	11.5%
Theft by Shoplifting	25.6	24.0	51	45	-6	91.1%
Motor Vehicle Crime	11.2	11.0	8	14	6	71.4%

Fraud –

Banking Protocol

Following a number of incidents across the N Division area in respect of Frauds and Banking Protocol, work continues with various Banks within N Division to setup learning sessions between staff members to talk through Banking Protocol. This has allowed for a better understanding of the Police response, management of vulnerabilities and referrals/support available to victims.

This has and will continue to allow Bank staff to be aware as to the point in they feel that they can/should intervene.

Protecting Vulnerable People

Intention – Protect people at risk of harm.

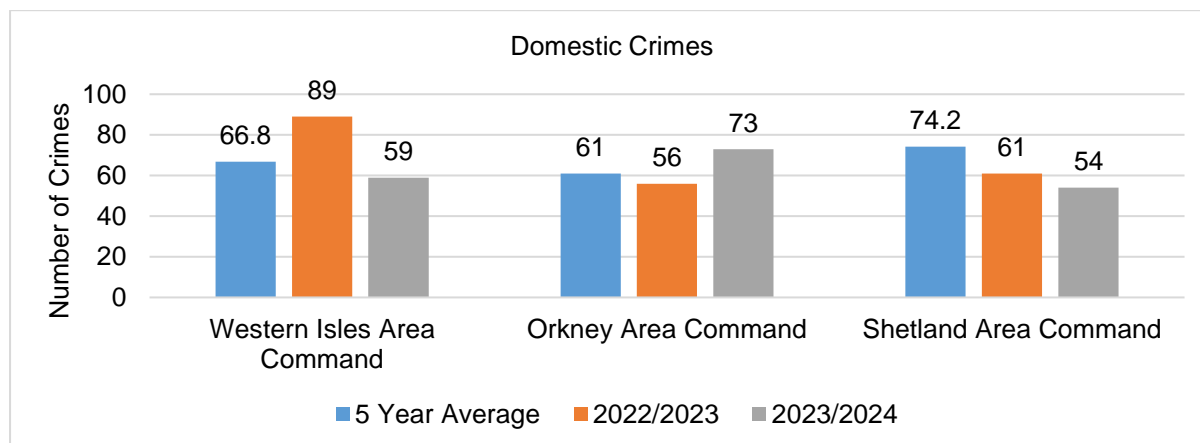
Objective – With Partners we will focus on safeguarding communities; with Partners we will address emerging issues through Prevention and Intervention.

	5 Year Average	3 Year Average	YTD 2022/2023	YTD 2023/2024	YTD Variation	Detection Rate
Sexual Crime	50.8	57.7	55	39	-16	46.1%
Domestic Crime	66.8	70.3	89	59	-30	84.7%
Hate Crime	8.4	8.0	6	1	-5	100.0%
Missing Persons*	-	28.7	34	26	-8	N/A

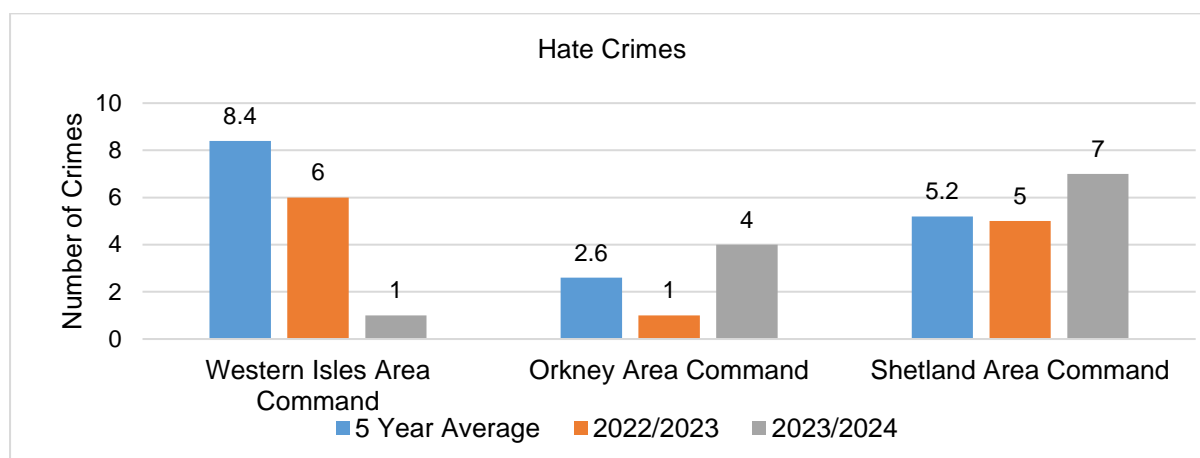
Domestic Crime – N Division continues to work with Partner Agencies in order to support victims of such crimes.

* (Figures for Western Isles Area Command - Due to system configurations these figures are not available at multi-member ward level. Due to the implementation of the National Missing Persons Application in 2019, the 5 Year Average is not available).

Domestic Crime within Western Isles Area Command –



Hate Crime within Western Isles Area Command –



Hate Crime –

Hate Crime incidents are reviewed on a daily basis by officers within N Division's Partnerships Department with the victim being contacted and provided with contact details for Partner Agencies such as Victim Support Scotland. Every victim of a Hate Crime continue to be sent a Satisfaction Survey as to how they felt they were supported by N Division.

Missing Persons –

Police Scotland takes every report of a missing person seriously and investigates appropriately with access to local, regional and national specialist resources. Missing persons investigations are a core part of local Policing and it is local officers who undertake all investigations, supported by specialist colleagues where necessary. Further, each Division including, N Division has a dedicated Missing Person Co-ordinator who advises on operational and preventative approaches.

Missing Person Category	2022/2023	2023/2024	Variation
Adult	21	11	-10
Cared for Adult	4	6	2
Looked After Child	2	4	2
Child	7	5	-2
Absconder/Wanted	0	0	0
Total	34	26	-8

Each Area Command has appointed a local Police liaison officer who maintains contact and liaison with the residential units in their respective area. This role has developed and regular contact has built a good relationship with residential unit(s). Where required, this officer also works in conjunction with the Missing Person Co-ordinator who similarly enjoys a good working relationship with residential units.

Serious and Organised Crime

Intention – With Partners, reduce the threat, risk and harm caused by Serious Organised Crime.

Objective – With Partners work to safeguard the Western Isles by taking all opportunities to prevent crime and make the Western Isles a hostile environment for Serious & Organised Crime Groups; to improve outcomes for individuals and communities and reduce offending through prevention, early intervention and diversion; in support of our Partners in the Local Authority and NHS via the Alcohol and Drug Partnership Strategy we will direct those who are substance dependant towards recovery through prevention, treatment and support services; with Partners work to reduce the instances of substance misuse in our communities.

	5 Year Average	3 Year Average	YTD 2022/2023	YTD 2023/2024	YTD Variation	Detection Rate
Drug (Supply) Offences	4.0	4.7	2	3	1	100.0%
Drug (Possession) Offences	90.8	104.7	136	101	-35	72.3%

Counter Terrorism

Intention – Support the delivery of the CONTEST strategy to reduce the threat posed by terrorism and domestic extremism.

Objective – Strengthen PREVENT work with Partners and institutions; with Partners, support individuals who are vulnerable to terrorism and violent extremism; strengthen PREVENT work in relation to the internet and Social Media; Effective Multi-agency planning in respect of Counter Terrorism is taking place; Develop our ability to response effectively to any terrorist attack (with a specific focus on emerging high-risk threats, and specialist capabilities).

WRAP (Workshop to Raise Awareness of Prevent) - The workshop covers issues such as crime, normal social processes that are used to influence and manipulate, case studies that cut across the spectrum of extremism, terrorist ideologies and factors which may contribute to an individual's susceptibility to a terrorist ideology.

In particular, it seeks to support them to recognise that using their existing expertise and professional judgement, they may be able to recognise potentially vulnerable individuals who may be susceptible to being persuaded by an extremist or terrorist ideology. Workshops delivered to partners across the Western Isles.

ACT Now delivered to schools across the Western Isles.

Police Constable Lisa Campbell, N Division's Local Counter Terrorism Officer stated:

“Exercise Safe Steeple was held on the 20th of September on MS Teams for the Western Isles which was a success. Safe Steeple is a table top exercise based on the multi-agency response to and from a marauding Terrorist attack. Numerous agencies attending and learning will be shared with all agencies.

I liaise with CT Intelligence, CT Security Advisors, the Prevent Delivery Unit as well as local Area Commanders to address any CT related matters in the area and provide support to the Area Command if required.

I can also provide presentations on Act now, Radicalisation awareness, threat overview and current trends.

I can provide updates on the annual threat overview to local Councils.

We have representation from Comhairle nan Eilean Siar and NHS Western Isles on our Contest Board where we share learning from each of the 4 P's of Contest”.

Crime Statistics

Group 1 Crimes (Recorded)						
	5 Year Average	3 Year Average	2022/2023	2023/2024	Variation	Detection Rate
Murder	-	-	0	0	-	-
Culpable Homicide	-	-	0	0	-	-
Attempted Murder	0.3	0.2	0	0	-	-
Serious Assault	5.8	6.0	12	5	-7	120.0%
Robbery	1.0	1.3	1	4	3	50.0%
Cruel & Unnatural Treatment of Children	1.4	1.7	0	1	1	100.0%
Threats & Extortion	3.6	4.7	5	6	1	0.0%

Group 2 Crimes (Recorded)						
	5 Year Average	3 Year Average	2022/2023	2023/2024	Variation	Detection Rate
Rape	8.6	9.0	15	7	-8	25.0%
Sexual Assault (Sexual Offences Scotland Act 2009)	13.0	14.3	12	12	-	58.3%
Lewd & Libidinous Practices	2.3	2.8	3	3	-	66.7%
Public Indecency	0.8	0.7	0	1	1	100.0%
Threatening/ Disclosure of Intimate Image(s)	0.8	1.0	2	3	1	0.0%

Group 3 Crimes (Recorded)						
	5 Year Average	3 Year Average	2022/2023	2023/2024	Variation	Detection Rate
Housebreaking (Dwelling House)	2.2	1.3	0	3	3	33.3%
Housebreaking (Non-Dwelling House)	1.4	1.0	0	0	-	-
Housebreaking (Other)	3.2	2.3	4	4	-	50.0%

OFFICIAL

Housebreaking (Total)	6.8	4.7	4	7	3	42.9%
Theft of a Motor Vehicle	8.6	8.0	6	12	6	83.3%
Theft from a Motor Vehicle	2.0	2.0	1	2	1	0.0%
Opening a Lockfast Place	2.4	2.0	2	4	2	0.0%
Theft	36.6	35.7	46	41	-5	31.7%
Theft by Shoplifting	25.6	24.0	51	45	-6	91.1%
Fraud	28.4	37.3	31	26	-5	11.5%

Group 4 Crimes (Recorded)						
	5 Year Average	3 Year Average	2022/2023	2023/2024	Variation	Detection Rate
Fireraising	4.0	5.7	7	6	-1	50.0%
Vandalism	93.2	95.7	99	93	-6	41.9%
Culpable & Reckless Conduct	2.6	2.7	3	6	3	66.7%

Group 5 Crimes (Recorded)						
	5 Year Average	3 Year Average	2022/2023	2023/2024	Variation	Detection Rate
Offensive Weapon & Bladed/ Pointed Instrument	8.6	12.3	17	4	-13	100.0%
Drugs (Supply)	4.0	4.7	2	3	1	100.0%
Drugs (Possession)	90.8	104.7	136	101	-35	72.3%
Bail Offence(s)	27.8	36.3	46	31	-15	90.3%

Group 6 Crimes (Recorded)						
	5 Year Average	3 Year Average	2022/2023	2023/2024	Variation	Detection Rate
Assault	129.4	133.3	162	110	-52	80.9%
Assault (Emergency Workers)	41.2	52.0	54	33	-21	103.0%
Breach of the Peace/ Threatening & Abusive Behaviour	112.0	105.6	98	86	-12	88.4%
Stalking	2.8	1.7	1	0	-1	-

Group 7 Crimes (Recorded)						
	5 Year Average	3 Year Average	2022/2023	2023/2024	Variation	Detection Rate

OFFICIAL

Dangerous Driving	11.6	11.0	8	10	2	80.0%
Drink/Drug Driving	39.6	37.0	35	42	7	95.2%
Speeding Offence(s)	90.6	100.3	75	236	161	100.0%
Disqualified Driving	2.0	2.0	0	1	1	100.0%
Drive without Licence	25.4	25.3	18	13	-5	92.3%
Fail to Insure Against Third Party Risks	66.2	73.0	68	58	-10	98.3%
Seat Belt Offence(s)	7.6	7.0	11	24	13	100.0%
Mobile Telephone Offence(s)	11.8	11.3	12	15	3	100.0%
Careless Driving	41.8	46.3	62	76	14	98.7%