







Recruitment Survey





1. How did you learn about the position?

			Response Percent	Response Total
1	Internal Advert		10.00%	3
2	Friend/Family		16.67%	5
3	Local Press (Sty Gazette, WHFP, Am Paipear)		10.00%	3
4	National Press (Herald, TES)		0.00%	0
5	Professional Publication		0.00%	0
6	My Job Scotland		63.33%	19
			answered	30
			skipped	0

2. How did you apply for the post?

			Response Percent	Response Total
1	Paper Application		16.67%	5
2	Online Application (via Myjobscotland)		83.33%	25
			answered	30
			skipped	0



3. How satisfied or dissatisfied were you with the application process?

			Response Percent	Response Total
1	Very Satisfied		50.00%	15
2	Satisfied		43.33%	13
3	Dissatisfied		3.33%	1
4	Very Dissatisfied		3.33%	1
			answered	30
			skipped	0




4. How satisfied or dissatisfied were you with how quickly we responded to your emails/enquiries?

			Response Percent	Response Total
1	Very Satisfied		40.00%	12

4. How satisfied or dissatisfied were you with how quickly we responded to your emails/enquiries?

			Response Percent	Response Total
2	Satisfied		43.33%	13
3	Dissatisfied		16.67%	5
4	Very Dissatisfied		0.00%	0
			answered	30
			skipped	0





5. How satisfied or dissatisfied were you with the speed of response following the closing date for applications?

			Response Percent	Response Total
1	Very Satisfied		43.33%	13
2	Satisfied		33.33%	10
3	Dissatisfied		23.33%	7
4	Very Dissatisfied		0.00%	0
			answered	30
			skipped	0

6. How satisfied or dissatisfied were you with the quality of information provided to you regarding the position for which you applied:

	Very Satisfied	Satisfied	Dissatisfied	Very Dissatisfied	Response Total	
Information on the Comhairle	46.7% (14)	43.3% (13)	6.7% (2)	3.3% (1)	30	
Job Description/Person Specification	50.0% (15)	40.0% (12)	6.7% (2)	3.3% (1)	30	
Pay and Benefits information	30.0% (9)	63.3% (19)	3.3% (1)	3.3% (1)	30	
					answered	30
					skipped	0

Matrix Charts

6.1. Information on the Comhairle			Response Percent	Response Total
1	Very Satisfied		46.7%	14
2	Satisfied		43.3%	13
3	Dissatisfied		6.7%	2
4	Very Dissatisfied		3.3%	1
			answered	30

6.2. Job Description/Person Specification			Response Percent	Response Total
1	Very Satisfied		50.0%	15
2	Satisfied		40.0%	12
3	Dissatisfied		6.7%	2
4	Very Dissatisfied		3.3%	1
			answered	30

6.3. Pay and Benefits information			Response Percent	Response Total
1	Very Satisfied		30.0%	9
2	Satisfied		63.3%	19
3	Dissatisfied		3.3%	1
4	Very Dissatisfied		3.3%	1
			answered	30

7. How satisfied or dissatisfied were you with the following aspects of the interview process:					
	Very satisfied	Satisfied	Dissatisfied	Very dissatisfied	Response Total
Communication	50.0% (15)	40.0% (12)	6.7% (2)	3.3% (1)	30
Amount of notice given regarding interview	51.7% (15)	41.4% (12)	6.9% (2)	0.0% (0)	29
Venue for interview	50.0% (14)	32.1% (9)	17.9% (5)	0.0% (0)	28
Appointment Panel	51.7% (15)	34.5% (10)	10.3% (3)	3.4% (1)	29
Job Offer (if applicable)	56.0% (14)	28.0% (7)	12.0% (3)	4.0% (1)	25
				answered	30
				skipped	0

Matrix Charts

7.1. Communication			Response Percent	Response Total
1	Very satisfied		50.0%	15
2	Satisfied		40.0%	12
3	Dissatisfied		6.7%	2
4	Very dissatisfied		3.3%	1

7.1. Communication			Response Percent	Response Total
			answered	30

7.2. Amount of notice given regarding interview			Response Percent	Response Total
1	Very satisfied		51.7%	15
2	Satisfied		41.4%	12
3	Dissatisfied		6.9%	2
4	Very dissatisfied		0.0%	0
			answered	29





7.3. Venue for interview			Response Percent	Response Total
1	Very satisfied		50.0%	14
2	Satisfied		32.1%	9
3	Dissatisfied		17.9%	5
4	Very dissatisfied		0.0%	0
			answered	28

7.4. Appointment Panel			Response Percent	Response Total
1	Very satisfied		51.7%	15
2	Satisfied		34.5%	10
3	Dissatisfied		10.3%	3
4	Very dissatisfied		3.4%	1
			answered	29

7.5. Job Offer (if applicable)			Response Percent	Response Total
1	Very satisfied		56.0%	14
2	Satisfied		28.0%	7
3	Dissatisfied		12.0%	3
4	Very dissatisfied		4.0%	1
			answered	25

8. Overall, how satisfied were you with the recruitment process at the Comhairle?				
			Response Percent	Response Total

8. Overall, how satisfied were you with the recruitment process at the Comhairle?

			Response Percent	Response Total
1	Very Satisfied		41.38%	12
2	Satisfied		37.93%	11
3	Dissatisfied		17.24%	5
4	Very Dissatisfied		3.45%	1
			answered	29
			skipped	1